



Permian Basin MPO Metropolitan Planning Organization

RESOLUTION NO. 20-4-2020

A RESOLUTION ADOPTING THE SAFETY TARGETS ESTABLISHED BY THE TEXAS DEPARTMENT OF TRANSPORTATION

WHEREAS, Moving Ahead for Progress in the 21st Century Act and subsequent Fixing America's Surface Transportation Act require the implementation of Performance Measures to assist in the transportation planning process; and

WHEREAS, the Texas Department of Transportation has adopted its Strategic Highway Safety Plan, a data-driven statewide-coordinated safety plan to help reduce fatalities and serious injuries on all public roads; and

WHEREAS, the State of Texas Department of Transportation has established targets for 5 Safety Performance measures based on five-year rolling averages for:


1. Number of Fatalities,
2. Rate of Fatalities per 100 million Vehicle Miles Traveled (VMT),
3. Number of Serious Injuries,
4. Rate of Serious Injuries per 100 million VMT, and
5. Number of Non-Motorized Fatalities and Non-Motorized Serious Injuries, and

WHEREAS, the Texas Department of Transportation has officially adopted 2020 safety targets for number of fatalities, rate of fatalities, and number of serious injuries as set forth in the Strategic Highway Safety Plan, and as shown in APPENDIX A, attached hereto.


NOW, THEREFORE, BE IT RESOLVED, BY THE PERMIAN BASIN MPO THAT:

The Permian Basin Metropolitan Planning Organization Policy Board hereby adopts the Texas Department of Transportation's 2020 Safety Targets within the Metropolitan Area Boundary, this the 20th day of April 2020.


BE IT FURTHER RESOLVED, that the MPO Policy Board will plan and program projects that contribute to the accomplishments of said targets.



Robin Donnelly, Chair



Debi Hays




Tom Spawls

Jack Ladd



John Speed, P.E.



Doug Prevance

Bryan Cox

APPENDIX A

TxDOT FY 2020 Safety Performance Targets

2020 Safety Performance Targets	Number of Fatalities (FARS/CRIS/ARF DATA)	Rate of Fatalities per 100M VMT (FARS/CRIS/ARF DATA)	Number of Serious Injuries (FARS/CRIS DATA)	Serious Injury Rate per 100M VMT (CRIS DATA)	Total Number of Non-Motorized Fatalities and Serious Injuries (FARS/CRIS DATA)
2016	3,776	1.39	17,602	6.49	2,301
2017	3,726	1.36	17,546	6.39	2,148
2018	3,891	1.46	18,130	6.64	2,309
2019	3,980	1.47	18,367	6.60	2,394
2020 Target	3,980	1.51	18,835	6.56	2,507
2020 Target as a 5-year Average	3,874	1.438	18,096	6.54	2,332

PARS: Fatality Analysis Reporting System
 CRIS: Crash Records Information System
 ARP: Annual Report File